



DE INDIAN PUBLIC SCHOOL

GIVE WINGS TO YOUR DREAMS

A Senior Secondary School, Affiliated to CBSE

ENGAGE LESSON PLAN



December 24-25



Scholastic Periods



Theme - Family

Subject- English



Class FLP 1


Date and Day	Topics	E (Energize Learners)	N (Navigate Content)	G (Generate Meaning)	A (Apply to Real Life)	G (Gauge the Learning)	E (Extend)
2nd December (Monday) - 6th December (Friday) Value of the Week We should give respect to our elders. Opposite word Slow and Fast Rhyme: Baa Baa Black Sheep	Chapter Recognition of Capital Letter 'D' with phonetic sound 	Introduction Audio Visual https://www.youtube.com/watch?v=nb8DqaQmNWg Video will be shown related to the letter 'D'. Letter will be done with help of the live objects. the Pre-Writing Skills 1. Clay Moulding 2. Slate writing 3. Story on Letter 'D' 4. Tracing and Writing of letter 'D' 6. Sandpaper letter Learning outcomes- Learners will be able to 1. recognize the pictures related to letter 'D' 2. understand the sound of the letter 'D'	Teaching Methodology Audio Visual Letter D Song Students will learn vocabulary words through letter D song https://www.youtube.com/watch?v=WRiJ5WQ7ah0 Hands on Experiential Alphabet hunt Alphabet cards will be hidden in the classroom, focusing on finding the letter 'D' related words. Materials Required:	Reflection # English Magic Writing Booklet Tracing of Letter 'D' (Pg no-22) # English Pullout - Fill colour in boxes of the picture that start with letter 'D'. (Pg no. - 7,8) # Notebook work 'D' will be given. # English & Maths Picture Book (Capital & Print)	Demonstration of the Acquired Skills Learners will recapitulate through reading words aloud that start with letter 'D' from picture cards or real life objects present in the class for example 'D' is for Doll 'D' is for Door 'D' is for Dice 'D' is for Dress 	Application of the learning by Students Learners will be asked to make a circle and later they will pass the ball one by one and will tell the words that starts from 'D' sound.	Homework <ul style="list-style-type: none"> Notebook work same as c.w will be given. English Magic -Page no. 66,67

		<p>3.write letter 'D'</p> <p>Discussion question-</p> <ol style="list-style-type: none"> 1.Tell me an animal that starts from letter 'D' 2. Name a few words which start with the letter 'D'. 	<p>Flash cards of Vocabulary words related to letter D</p> <p>Art Integration Learners will be asked to do tearing and pasting in 'Dress' in their notebooks.</p> <p>Materials Required: Origami sheet, fevicol</p>		<p>Show & Tell Activity Rhyme- Baa Baa Black Sheep https://www.youtube.com/watch?v=p5bQFn_IJss</p>		
<p>9th December (Monday)- 13th December (Friday)</p> <p>Value: 'Peacock' is the National Bird of India.</p>	<p>Chapter Letter 'P'</p> 	<p>Introduction Phonic Song Letter P https://www.youtube.com/watch?v=-v1fg2Hp63</p> <p>S Video will be shown related to the letter 'P'. Letter will be done with the help of the live objects</p> <p>Pre- Writing Skills</p> <ol style="list-style-type: none"> 1. Clay moulding 2. Slate writing 3. Story writing on letter 'P' 4. Sand paper letter mont activity <p>Learning outcomes Learners will be able to:</p> <ol style="list-style-type: none"> 1.recognise the pictures related to letter 'P' 2.understand the sound of the letter 'P' 3.write letter'P' <p>Discussion Questions</p> <ol style="list-style-type: none"> 1.Can you name some animals that starts with the letter 'P' 2. Do you know any colour that starts from 'P' 	<p>Teaching Methodology Audio visual Letter P Song Students will learn vocabulary words through letter P song https://www.youtube.com/watch?v=Tbz8H_xo0M8</p> <p>Hands on Experiential M8 Alphabet cards will be hidden in the classroom, focusing on finding the letter 'P' related words.</p> <p>Art Integration Learners will do colouring in Pineapple in their notebooks.</p> <p>Material required Crayons</p>	<p>Reflection</p> <p># English Magic Writing Bookle Tracing of Letter 'P' (Pg no-23)</p> <p># English Pullout - Circle the letter that starts with the letter 'P'. (Pg no. -55,56)</p> <p># Notebook work 'P' will be given.</p> <p># English & Maths Picture Book (Capital & Print)</p>	<p>Demonstration of the Acquired skills Learners will be shown different words that start with the letter 'P' and then they will speak loudly.</p>  <p>Show & Tell Activity Hindi Rhyme- दाँत https://www.youtube.com/watch?v=YKKS_GbP1RY</p>	<p>Application of the learning by students Learners will come one by one and stick pictures or flash cards of the letter 'P' vocabulary words like Papaya, Pot, Pen, Parrot, Pencil on the board around the letter 'P'</p>	<p>Homework</p> <ol style="list-style-type: none"> 1.Notebook work same as c.w will be given. • English Magic -Page no. 59,60


<p>16th December (Monday)- 31st December (Tuesday)</p> <p>Value We should eat bananas as it improves our digestive system.</p> <p>Story - The Lion and the Mouse</p> <p>Holiday: 25th December (Wednesday) Christmas</p>	<p>Chapter</p> <p>Recognition of Capital Letter 'B' with phonetic sound</p> 	<p>Introduction</p> <p>Pre-Writing Skills</p> <ol style="list-style-type: none"> 1. Clay Moulding 2. Slate writing 3. Story on Letter 'B' 4. Tracing and Writing of letter 'B' 6. Sandpaper letter <p>Learning Outcomes Student will be able to;</p> <ol style="list-style-type: none"> 1. recognize the pictures related to letter 'B' like Bike, Boat, Boy, Belt, Baby etc. 2. understand the sound of the letter. 3. write letter 'B' <p>Discussion Question:-</p> <ol style="list-style-type: none"> 1. What is the sound of the letter 'B'. 2. What starts with the letter 'B'? 	<p>Teaching Methodology</p> <p>Audio Visual Letter 'B' Song Students will learn vocabulary words through letter B song</p> <p>https://www.youtube.com/watch?v=tjTDxEVNPXk</p> <p>Hands on Experiential Learners will find hidden objects around the classroom that start with the letter 'B' such as Ball, Basket, Bamboo Stick, Balloon etc.</p> <p>Art Integration. Learners will do Colouring in Butterfly (Notebook Work) (Material Required- Crayons)</p>	<p>Reflection</p> <p># English Magic Writing Booklet Tracing of Letter 'B' (Pg no-24)</p> <p># English Pullout Tick the pictures that starts with the letter 'B' (Pg .no 25,26)</p> <p># Notebook work 'B' will be given.</p> <p># English & Maths Picture Book (Capital & Print)</p>	<p>Demonstration of the Acquired Skills</p> <p>Learners will recapitulate through reading aloud words that start with letter 'B' from picture cards or real live objects present in the class. for example - B is for Ball B is for Bat B is for Balloon</p> <div data-bbox="1297 613 1524 954">  <p>Ball</p> <p>Bee</p> <p>Butterfly</p> <p>Balloons</p> </div> <p>Show & Tell Activity- Hindi Rhyme- तोता</p>	<p>Application of the learning by students</p> <p>Learners will be asked to make a circle and later they will pass the ball one by one and will tell the words that start from the letter 'B' vocabulary words like Badminton, Bat, Ball, Beads, Basket etc.</p>	<p>Homework</p> <ul style="list-style-type: none"> • Notebook work same as c.w will be given. • English Magic - Page no.64,65
--	--	--	--	--	--	---	--


Subject - Hindi

दिनांक तथा दिवस	विषय/ उपविषय	शिक्षार्थी को ऊर्जावान बनाना	पाठ्यसाम ग्री का संचालन	दीर्घकालीन स्मृति	वास्तविक जीवन अनुप्रयोग	आकलन युक्ति योजना	गतिविधियों का विस्तारीकरण
2 दिसम्बर (सोमवार)- 6 दिसम्बर (शुक्रवार)	अध्याय श्रवण कौशल 'ओ' स्वर से शुरू होने वाले शब्द करवाए जाएंगे। 	परिचय मौखिक अभ्यास छात्रों को स्वर 'ओ' की कहानी द्वारा शब्दावली करवाई जाएगी तथा उन्हें जोर जोर से बोलने का प्रयास करवाया जाएगा। शिक्षण के परिणाम छात्र स्वर 'ओ' से शुरू होने वाले शब्दों की पहचान करने में सक्षम होंगे।	आवाजीय दृश्य 'ओ' स्वर से शुरू होने वाले शब्द https://www.youtube.com/watch?v=icxEJYe20fY स्वर 'ओ' से शुरू होने वाले शब्द वीडियो द्वारा दर्शाए जाएंगे। कविता - दाँत https://youtu.be/YKKS_GbP1RY?si=n9lcYuT-kctY EIH2	प्रतिबिंब 'ओ' स्वरों से शुरू होने वाले शब्दों का पुनराभ्यास करवाया जाएगा। # कार्यपुस्तिका का कार्य विद्यार्थियों को दिया जाएगा। (पृष्ठ संख्या - (13) # पुस्तक कार्य (पृष्ठ संख्या - 8) # स्वर 'ओ' लिखित अभ्यास व्यंजन - 'क' से शुरू होने वाले शब्दों का चित्र सहित मौखिक अभ्यास।	अर्जित कौशल का प्रदर्शन पठन कौशल- शिक्षार्थी चित्र कार्डों या कक्षा में मौजूद वास्तविक सजीव वस्तुओं से स्वर 'ओ' से शुरू होने वाले शब्दों को जोर से पढ़कर दोहराएंगे। जीवंत उदाहरण- ओखली, ओस, ओट, ओढ़नी आदि के चित्र कक्षा में दिखाए जाएंगे।	छात्रों द्वारा शिक्षा का अनुप्रयोग स्वरों का खेल: बच्चों के साथ एक खेल खेला जाएगा जहाँ उन्हें स्वर 'ओ' से शुरू होने वाली सजीव वस्तुओं को खोजने के लिए कहा जाएगा। स्वर 'ओ' के बारे में छात्रों के साथ चर्चा करवाई जाएगी। इस तरह के प्रश्न पूछे जाएंगे। ● ओ से शुरू होने वाले कुछ शब्द बताओ। जैसे: ओखली, ओस, ओट, ओढ़नी। ● ओस कब और कहाँ दिखती है? इस सवाल से बच्चे सुबह की ओस और प्रकृति के बारे में बात कर सकते हैं।	गृहकार्य 'ओ' स्वर से शुरू होने वाले शब्दों का पुनराभ्यास करवाया जाएगा। कार्य पुस्तिका के माध्यम से 'ओ' स्वर का पुनराभ्यास करवाया जाएगा। (पृष्ठ संख्या -15 ,16)
9 दिसंबर (सोमवार) 13 दिसंबर (शुक्रवार)	अध्याय श्रवण कौशल 'औ' स्वर से शुरू होने वाले शब्द करवाए जाएंगे। 	परिचय मौखिक अभ्यास छात्रों को स्वर 'औ' की कहानी द्वारा शब्दावली करवाई जाएगी तथा उन्हें जोर जोर से बोलने का प्रयास करवाया जाएगा। शिक्षण के परिणाम छात्र स्वर 'औ' से शुरू होने वाले शब्दों की पहचान करने में सक्षम होंगे।	आवाजीय दृश्य 'औ' स्वर से शुरू होने वाले शब्द https://www.youtube.com/watch?v=dAx0AbPAMQY स्वर 'औ' से शुरू होने वाले शब्द वीडियो द्वारा दर्शाए जाएंगे। कविता - तोता	प्रतिबिंब 'औ' स्वरों से शुरू होने वाले शब्दों का पुनराभ्यास करवाया जाएगा। # कार्यपुस्तिका का कार्य विद्यार्थियों को दिया जाएगा। (पृष्ठ संख्या - (15) # पुस्तक कार्य (पृष्ठ संख्या - 10) # स्वर 'ए' लिखित अभ्यास व्यंजन - 'ख' से शुरू होने वाले शब्दों का चित्र सहित मौखिक अभ्यास।	अर्जित कौशल का प्रदर्शन पठन कौशल- शिक्षार्थी चित्र कार्डों या कक्षा में मौजूद वास्तविक सजीव वस्तुओं से स्वर 'औ' से शुरू होने वाले शब्दों को जोर से पढ़कर दोहराएंगे। जीवंत उदाहरण- औषधि, औरत, औसत आदि के चित्र कक्षा में दिखाए जाएंगे।	छात्रों द्वारा शिक्षा का अनुप्रयोग स्वरों का खेल: बच्चों के साथ एक खेल खेला जाएगा जहाँ उन्हें स्वर 'औ' से शुरू होने वाली सजीव वस्तुओं को खोजने के लिए कहा जाएगा। स्वर 'औ' के बारे में छात्रों के साथ चर्चा करवाई जाएगी। इस तरह के प्रश्न पूछे जाएंगे। 'औ' से शुरू होने वाले तीन शब्द बताइए।	गृहकार्य 'औ' स्वरों से शुरू होने वाले शब्दों का पुनराभ्यास करवाया जाएगा। कार्य पुस्तिका के माध्यम से स्वर 'ए' का पुनराभ्यास करवाया जाएगा। (पृष्ठ संख्या -19,20)


			https://youtu.be/RfhjiPIH_Oo?si=DMMY4ZObj4cn0au2				
<p>16 दिसंबर (सोमवार)- 31 दिसंबर (मंगलवार)</p> <p>सप्ताह का मूल्य- इच्छा शक्ति हमें मुश्किल समय में आगे बढ़ने और अपने लक्ष्य को प्राप्त करने में मदद करती है।</p> <p>अवकाश 25 दिसंबर (बुधवार) क्रिसमस</p>	<p>अध्याय श्रवण कौशल</p> <p>स्वर 'इ' से शुरू होने वाले शब्द करवाए जाएंगे।</p> 	<p>परिचय मौखिक अभ्यास</p> <p>छात्रों को स्वर 'इ' की कहानी द्वारा शब्दावली करवाई जाएगी तथा उन्हें जोर जोर से बोलने का प्रयास करवाया जाएगा।</p> <p>शिक्षण के परिणाम छात्र स्वर 'इ' से शुरू होने वाले शब्दों की पहचान करने में सक्षम होंगे।</p>	<p>आवाजीय दृश्य</p> <p>'इ' स्वर से शुरू होने वाले शब्द</p> <p>https://youtu.be/RJqacf0jvU8?si=x-scCf_h4lmaHQTe</p> <p>स्वर 'इ' से शुरू होने वाले शब्द वीडियो द्वारा दर्शाए जाएंगे।</p>	<p>प्रतिबिंब</p> <p>'इ' स्वर से शुरू होने वाले शब्दों का पुनराभ्यास करवाया जाएगा।</p> <p># कार्यपुस्तिका का कार्य विद्यार्थियों को दिया जाएगा। (पृष्ठ संख्या - (13,15,16) # पुस्तक कार्य (पृष्ठ संख्या - 8,10,11) # स्वर 'इ' लिखित अभ्यास व्यंजन - 'ग' से शुरू होने वाले शब्दों का चित्र सहित मौखिक अभ्यास।</p>	<p>अर्जित कौशलों का प्रदर्शन</p> <p>पठन कौशल- शिक्षार्थी चित्र कार्डों या कक्षा में मौजूद वास्तविक सजीव वस्तुओं से स्वर 'इ' वाले शब्दों को जोर से पढ़कर दोहराएंगे।</p> <p>जीवंत उदाहरण- इमली, इडली, इनाम, आदि के चित्र कक्षा में दिखाए जाएंगे।</p>	<p>छात्रों द्वारा शिक्षा का अनुप्रयोग</p> <p>स्वरों का खेल: बच्चों के साथ एक खेल खेला जाएगा जहाँ उन्हें स्वर 'इ' से शुरू होने वाली सजीव वस्तुओं को खोजने के लिए कहा जाएगा।</p> <p>स्वरों के बारे में छात्रों के साथ चर्चा करवाई जाएगी। इस तरह के प्रश्न पूछे जाएंगे। इमली का स्वाद कैसा होता है ? "इ" से शुरू होने वाले तीन शब्द बताइए।</p>	<p>गृहकार्य</p> <p>स्वर 'इ' से शुरू होने वाले शब्दों का पुनराभ्यास करवाया जाएगा।</p> <p>कार्य पुस्तिका के माध्यम से 'इ' स्वर का पुनराभ्यास करवाया जाएगा। (पृष्ठ संख्या -21,22)</p>




Subject- Maths

Date and Day	Topics	E (Energize Learners)	N (Navigate Content)	G (Generate Meaning)	A (Apply to Real Life)	G (Gauge the Learning)	E (Extend)
<p>2nd December (Monday)-13th December (Friday)</p> <p>Counting 1 to 80 Recognition of Numbers 1-30</p> <p>Value- Counting teaches us the value of order.</p>	<p>Topic</p> <p>Number 21 to 30</p> 	<p>Introduction</p> <p>Numbers 21 to 30 will be introduced with the help of a number song</p> <p>Pre Writing Skills Tracing of Number 21 to 30 on sandpaper, sooji tray and number track.</p> <p>Learning outcomes:- Students will be able to:- 1.do oral counting 1-80</p>	<p>Teaching Methodology</p> <p>Audio Visual Learners will learn counting from 1 to 80 by watching a fun and engaging number video.</p> <p>Number 1 - 80 https://youtu.be/0rf3JErv6sk?si=f_cXDko3DYw76Ua-</p> <p>Hands on experiential</p>	<p>Reflection</p> <p>#Written practice of Number 21 to 30 in notebook</p> <p>#Math Magic Workbook page no.67, 68 and 69x</p> <p>#Maths picture book.</p>	<p>Demonstration of the Acquired Skills</p> <p>Learners will be asked to write sequence counting 1-30 in Maths notebook.</p>	<p>Application of the learning by students.</p> <p>Learners will be asked to write the missing numbers from 21 to 30 in the Maths notebook.</p>	<p>Homework</p> <p>Math pull out worksheets :- Do page number 105 and 106</p> <p>Number 21 to 30 is the same as C.W.</p> <p>Math Magic (Booklet) - Do page number 19, 20, 21, 22, 23 and 24</p>

		2.write and recognise numbers 3.relate quantity with numbers	Learners will count the objects and write the correct number (1 to 30) in Maths notebook.				
16th December (Monday)-31st December (Tuesday) Counting 1 to 80 Recognition of Numbers 1-30 Holiday: December 25th (Wednesday) -Christmas Value- Counting teaches us the value of order.	Topic Manipulations of number 21 to 30.. 	Introduction Manipulation of numbers 21 to 30 will be done through a number line to visualize the relationships between numbers and introduce the terms before, after and between. Learning outcomes:- Students will be able to:- 1.write before, after and between numbers 21 to 30.. 2.fill in missing numbers in sequences.	Teaching Methodology Audio Visual Learners will learn counting from 1 to 80 by watching a fun and engaging number video. Number 1 - 80 https://youtu.be/0rf3JErv6sk?si=Ut4l6GpkfYslsMYr Hands on experiential Learners will be given number cards on the floor randomly and will be asked to identify which number comes after, before and between.	Reflection #Written practice of before, after and between numbers. #Maths picture book.	Demonstration of the Acquired Skills Learners will be given a mix set of flashcards and then they will be asked what comes after, before or between the particular number given to them. Recapitulation of all the shapes done so far Recapitulation of shapes will be done in the class using a shape kit and learners will pick the shape and place it in the correct box. (Material Required :- shape kit, thermocol glasses and marker)	Application of the learning by students. Learners will be asked to write the missing numbers to complete the sequence.	Homework Write before, after and between numbers 21 to 30 in Maths notebook.


Subject - EVS

Date and Day	Topics	E (Energize Learners)	N (Navigate Content)	G (Generate Meaning)	A (Apply to Real Life)	G (Gauge the Learning)	E (Extend)
2nd December (Tuesday) - 31st December (Tuesday) Value - Family : Where Love, Care and Happiness Grow! Brown Colour Day Celebration	Chapter - My family 	Introduction Topic - Family will be introduced with the help of a rhyme The Finger Family https://youtu.be/3xqqj9o7TgA?si=0qMVENQcNrgSVAk0 Learning Outcomes :-	Teaching Methodology The Family Book - Learners will watch a short story on family where they will learn the diversity of families and the role of each family member.	Reflection #Learners will do page numbers 16 and 17 in EVS Magic book. Art Integration Paper Folding - Aeroplane	Demonstration of the Acquired Skills Family Circle Time (Collaborative Learning) Learners will be gathered in a circle where they will share one thing they love about their family or a	Application of the learning by students Family Handprint Art Learners will make handprints in an art file to represent each family member. Each handprint will be labeled.	Homework Revise Topic - Family through a video at home.


<p>Learners will be dressed up in brown attire.</p> <p>Holiday: December 25th (Wednesday) -Christmas</p>		<p>Students will be able to :-</p> <ol style="list-style-type: none"> 1. identify different family members. 2. recognise the importance of love, care and share. 3. learn the value of sharing and helping one another. 4. understand the concept of respecting elders. 5. appreciate the joy of spending time together <p>Discussion Questions :-</p> <ol style="list-style-type: none"> 1. What do you like to do with your family? 2. How do you help your family at home? 3. Who all are there in your family? 	<p>https://youtu.be/r9kel3wf18Q?si=FAe3YCnCPQPfz_qj</p> <p>Hands on experiential learning</p> <p>Learners will make My Family Tree with Members pictures in the art file.</p> <p>(Material Required- Family members pictures, crayons, sketch pen, fevicol and art file)</p> 	<p>Learners will make a paper folding plane in the art file.</p> <p>(Material Required- Origami sheet and art file)</p>	<p>fun activity they do together.</p> <p>Explore your house and Identify different rooms (Research Based)</p> <p>PPT on different rooms of the house will be shown to the students explaining to them about use of various rooms in the house.</p> 		
---	--	---	--	--	---	---	--

Co-Scholastic Activities

Subject - ART and CRAFT


Date and Day	Topic	Learning Outcome	Demonstration Method	A (Apply to Real Life)
<p>2nd December (Tuesday)- 31st December (Tuesday)</p> <p>Holiday: December 25th (Wednesday) -Christmas</p> <p>Value - Colouring sparks creativity and builds fine motor skills.</p>	<ol style="list-style-type: none"> 1. Hat (Tearing and Pasting) page number 36. 2. Bird (Colouring) page number 37. 3. Ice - Cream (Colouring) page number 39. 	<p>Introduction</p> <p>A step-by-step demonstration of the art technique or project for the day will be conducted.</p> <p>A Clear explanation will be shown of the techniques to be used, such as drawing, coloring or collage.</p> <p>Learning Outcomes: Students will be able to;</p> <ol style="list-style-type: none"> 1. children will learn how to do colour in pictures 2. recognise colour 3 enhance their vocabulary 	<p>Teaching Methodology</p> <p>Students will be given a set of colours and they need to find the correct colour and then colour the picture accordingly.</p> <p>Discussion Question</p> <ol style="list-style-type: none"> 1. Does a hat help us on a sunny day or a rainy day? (pg 36) 2. Why do birds have wings? (pg 37) 3. What is your favourite ice cream flavor? (pg 39) 	<p>Demonstration of the Acquired Skills</p> <p>Students will be able to :-</p> <p>Explore environmental themes and promote awareness through their artwork, highlighting conservation issues.</p> <p>Apply creative skills learned in class to enhance personal projects and everyday tasks, fostering innovation and problem-solving.</p>

Subject – Music


Date and Day	Topic	Learning Outcomes	Demonstration Method	A (Apply to Real Life)
2nd December (Tuesday)- 31st December (Tuesday) Holiday: December 25th (Wednesday) -Christmas Value: Om Chanting It helps to calm the mind and body, creating a sense of inner peace.	1.School song 2.Chanting of OM 3.Prayer - Praise him... 4.Christmas Song 	Introduction Students will be introduced to the song, providing some context about its meaning and the theme of God's love. Learning Outcomes Students will be able to: 1. improve focus and concentration 2. calmness and relaxation 3. better breathing habits	Teaching Methodology Audio An Om chanting video will be shown to the learners to help them relax and focus. It's a simple way to start our day with positive energy. https://youtu.be/JEoxUG898qY?si=6TApdDXg29PfeYzT Students will learn the morning prayer 'Praise Him' by watching a video. The video will help them understand how to sing it with joy and respect. https://youtu.be/SGLinyJGQm4?si=p0H65fwRbMFOGQf Hands on Experiential Learners will sit in a Gyan Mudra posture.	Demonstration of the Acquired Skills Music is a lifelong pursuit that can bring joy, fulfillment, and enrichment throughout one's life. Whether as a hobby, a form of relaxation, or a professional pursuit, the skills and appreciation gained from learning music can be enjoyed for years to come Christmas Song Learners will learn the melody, lyrics and rhythm of a Christmas song while understanding the festive spirit of the festival and holiday.

Subject - Wall Climbing


Date and Day	Topics	Learning Outcomes	Demonstration Method	A (Apply to Real Life)
2nd December (Tuesday)- 31st December (Tuesday) Holiday: December 25th (Wednesday) -Christmas Value/Values- Be brave, and face your fears with confidence.	Chapter Wall Climbing -Jogging : Slow and Fast -Flat race -Passing the ball	Introduction Learners will be asked to make a circle and do simple dynamic stretches for the shoulders, arms, leg and core to prepare muscles for climbing. Learning outcomes Students will be able to: -learn teamwork and coordination. -develop gross motor skill -understand speed and pace.	Teaching Methodology Hands on Experiential Technology Integration It follows a structured approach that includes explanation, demonstration and practice. Discussion Questions :- 1 Discussion on the importance	Demonstration of the Acquired Skills Passing the ball is an important skill for the students to learn because it helps them develop teamwork, coordination, and communication.

		<p>Discussion question-</p> <p>What is it important to run in a straight line during the race?</p> <p>What helps you keep your balance while climbing?</p>	<p>of warming up before wall climbing to prepare the body will be done.</p> <p>2.Exercises will be demonstrated.</p>	
--	---	---	--	--

Subject – Dance

Date and Day	Topic	Learning Outcomes	Demonstration Method	A (Apply to Real Life)
<p>2nd December (Tuesday)- 31st December (Tuesday)</p> <p>Holiday: December 25th (Wednesday) -Christmas</p> <p>Value: Dance like no one is watching, and let your happiness shine through every step.</p>	<p>Free Dance - Bhangra</p> 	<p>Introduction</p> <p>Learners will be taught freestyle movements and facial expressions.</p> <p>Learning outcomes- Students will be able to:</p> <ol style="list-style-type: none"> 1. enhance balance, motor skills through dance and coordination between hand movements and body, 2. move their body in sync with music and rhythms. 	<p>Teaching Methodology</p> <p>Students will perform Bhangra, a lively and energetic dance, to songs.</p> <p>Hands on Experiential Hand Exercises: Students will participate in guided hand exercises, practicing movements like clapping, stretching, and hand gestures that will be used in the dance.</p> <p>Interdisciplinary integration</p> <ol style="list-style-type: none"> 1.Linkage with music - exploring rhythm and beat in freestyle. 2. Vocabulary enhancement like Bollywood, hopping, music, dance. 	<p>Demonstration of the Acquired Skills</p> <p>Students will be able to perform confidently in the class.</p> <p>They will also understand the importance of musicality in the rhythm and melody of the music.</p>

Subject – Skating

Date and Day	Topic	Learning Outcomes	Demonstration Method	A (Apply to Real Life)
<p>2nd December (Tuesday) -31st December (Tuesday)</p> <p>Holiday: December 25 (Wednesday) -Christmas</p> <p>Value Balance: Both physical balance and the ability to maintain composure under pressure.</p>	<p>Balance and Walk</p> 	<p>Introduction</p> <p>learning Outcomes; Student will be able to:</p> <ol style="list-style-type: none"> 1. improve Balance and Coordination. 2. improve Endurance. 3. improve muscle strength. <p>Discussion Question</p> <ol style="list-style-type: none"> 1. What is your favourite thing about skating? 2. What new trick or skill are you most excited to learn next? 	<p>Teaching Methodology</p> <p>Hands on Experiential</p> <p>Gather Equipment: It will be ensured that all participants have properly fitted skates, protective gear (helmets, knee pads, elbow pads, wrist guards), and any additional equipment like cones for drills.</p> <p>Set Clear Goals: Learning objectives will be defined for the class, such as basic balance, stopping techniques, or advanced.</p> <p>Interdisciplinary Integration</p> <ol style="list-style-type: none"> 1. Linkage with math to calculate the speed and distance covered in time. 2. Linkage with science like how skaters stay balanced. 	<p>Demonstration of acquired skills</p> <p>Physical Fitness: Skating is a full-body workout that improves cardiovascular health, builds muscle strength, and enhances balance and coordination.</p>

SUGGESTIONS FOR PARENTS:

1. Kindly ensure that your ward wears prescribed school uniform, I.D card, neat and tidy shoes, etc.
2. Please see that your ward carries books and notebooks according to the Time Table for the day.
3. Encourage healthy eating habits and regulate your ward's sleeping hours as at least 8 hours sleep is essential for healthy growth and development.
4. Expensive gadgets and articles should not be brought to school. I pods, mobile phones, expensive watches, calculators, jewellery etc. will be confiscated and disciplinary action will be taken.
5. In case your ward is absent, ensure that you fill the leave application record in the almanac. If the leave is more than 3 days, send the leave application the very next day and be in touch with other classmates for the work done in the class and other instructions given in the class. Also, ensure you fill the leave record in the Almanac.
6. Encourage your child to do self-study at home and to converse in English.
7. Acknowledge your ward's Almanac on a regular basis with your signature.
8. Continuous Assessments will take place. Make sure your ward revises the classwork.

9. Be in touch with the school through our website and webpage on Facebook, Instagram and Youtube with the name De Indian Public School.
10. Parents are not allowed to take back their child on half day or short leave. If something is really important, then you are requested not to send the child to the school.
11. Although the school will be strict to the given planner, there might be minor changes due to unforeseen circumstances.
12. Parents must carry the Parent's I-card while coming to the school.
13. Mobile phones are prohibited in the school premises.
14. The planning mentioned in the engage plan is tentative and can vary depending upon the unavoidable situations due to unforeseen circumstances.

EVENTS OF THE MONTH :

- Sports Day will be celebrated on December 14, 2024.
- Winter Carnival will be celebrated on December 28, 2024.
- December 25, 2024 will be off in lieu of Christmas.
- PTM will be conducted on December 21, 2024.

Class Activities /Competitions

<u>Date</u>	<u>Day</u>	<u>Topic</u>	<u>Class</u>
Dec, 06, 2024	Friday	Goldilocks and The Three Bears	FLP2 C
Dec, 16, 2024 to Dec, 20, 2024	Monday to Friday	WinterLand Week	FLP 1 and 2
Dec, 20, 2024	Friday	National Mathematics Day	FLP 1 and 2
Dec, 21, 2024	Saturday	Winter Carnival	All Four Houses with Cultural Team

SENTENCES OF THE MONTH:

- Please open it.
- I Apologise.

SCIENCE EXPERIMENT:

My Rainbow - Learners will explore the interaction of light and water.